


Automatic Print Repeats



Before



After

Automatic Fabric Repeats

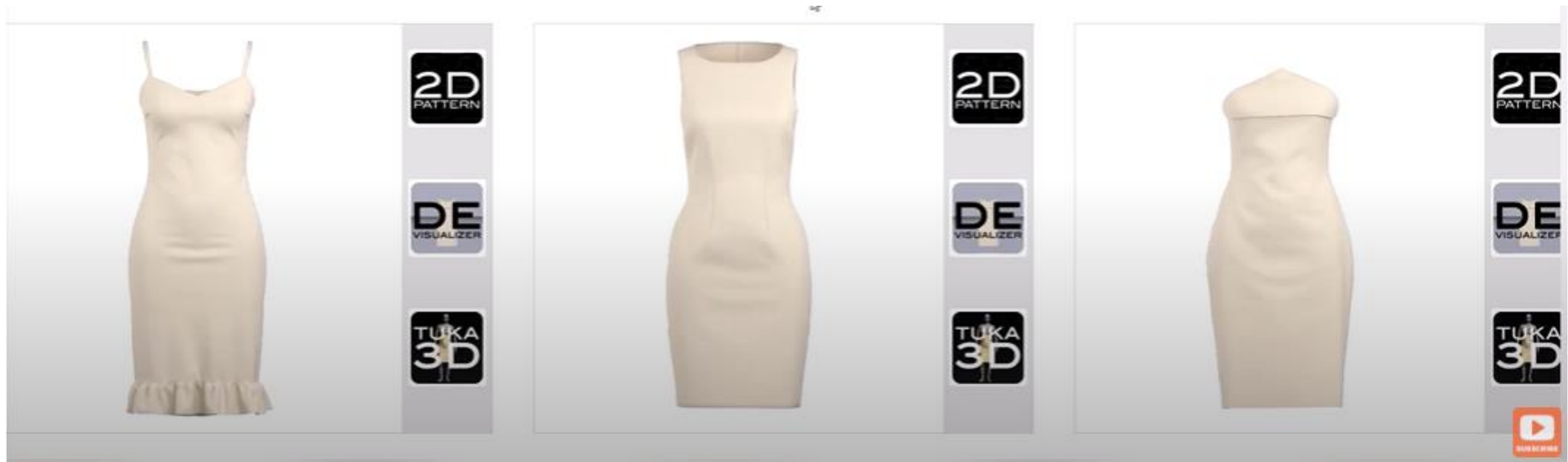


Before



After

Automatic Pattern Making / Made to Measure



Automatic Pattern Making / Made to Measure

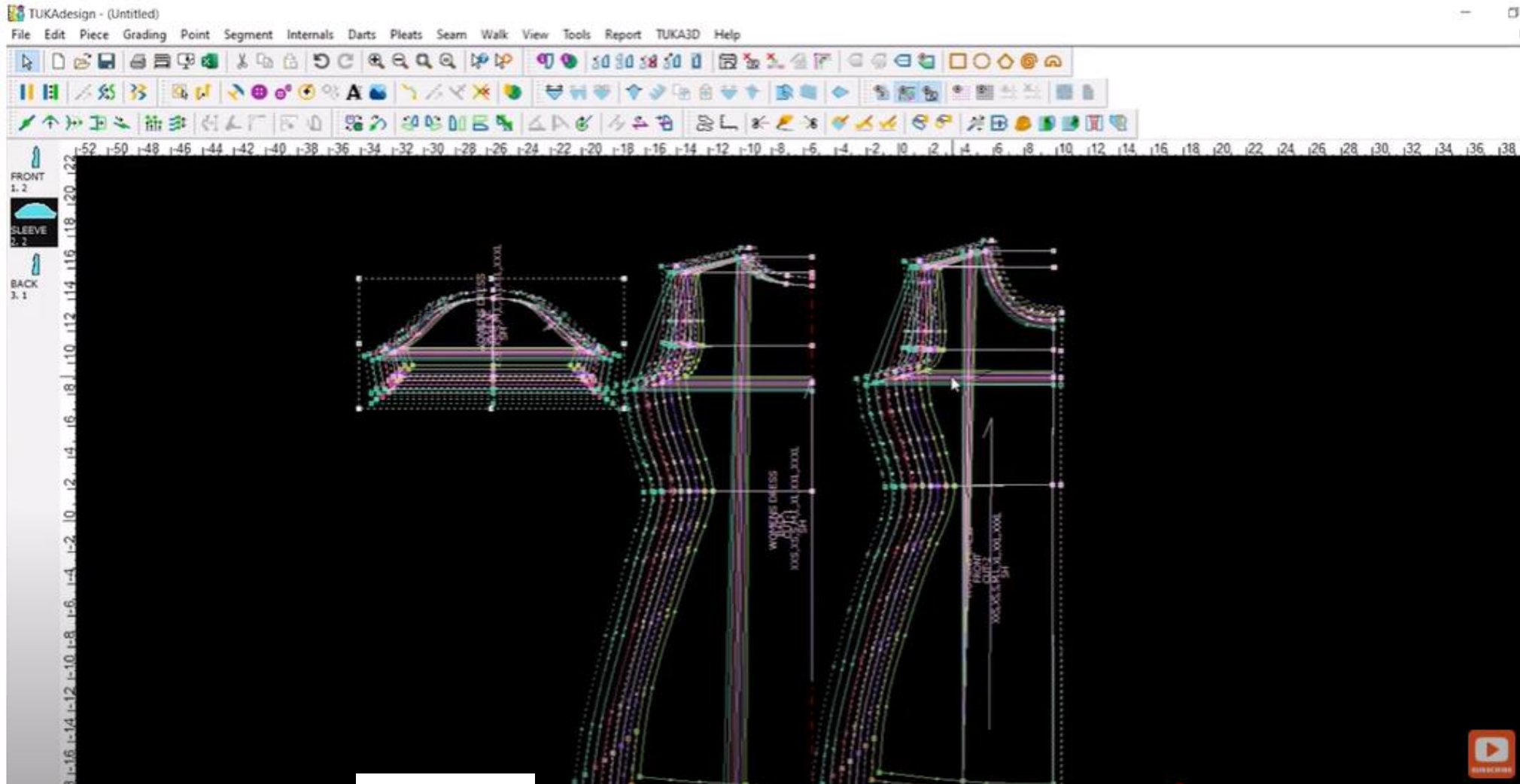
The screenshot displays the TUKAdesign software interface. The main window is titled 'TUKAdesign - (Untitled)'. A dialog box titled 'Automatic Pattern Making' is open, showing a table of attributes and values for a pattern piece. The table is as follows:

No.	Attributes	Values	Round
1	01 LENGTH FROM HPS	35	
2	02 CHEST	38	
3	03 WAIST	30.378	
4	04 BOTTOM SWEEP	45.324	
5	05 SHOULDER	15.458	
6	06 ACROSS BACK	15.622	
7	07 ACROSS FRONT	15.681	
8	08 NECK WIDTH	8.635	
9	09 ARMHOLE STRAIGHT	7.124	
10	10 SLEEVE BICEPS	12.301	
11	11 SLEEVE OPENING	10.938	
12	12 ARMHOLE CIRCUMFERENCE	14.886	
13	13 SLEEVE LENGTH	4.217	

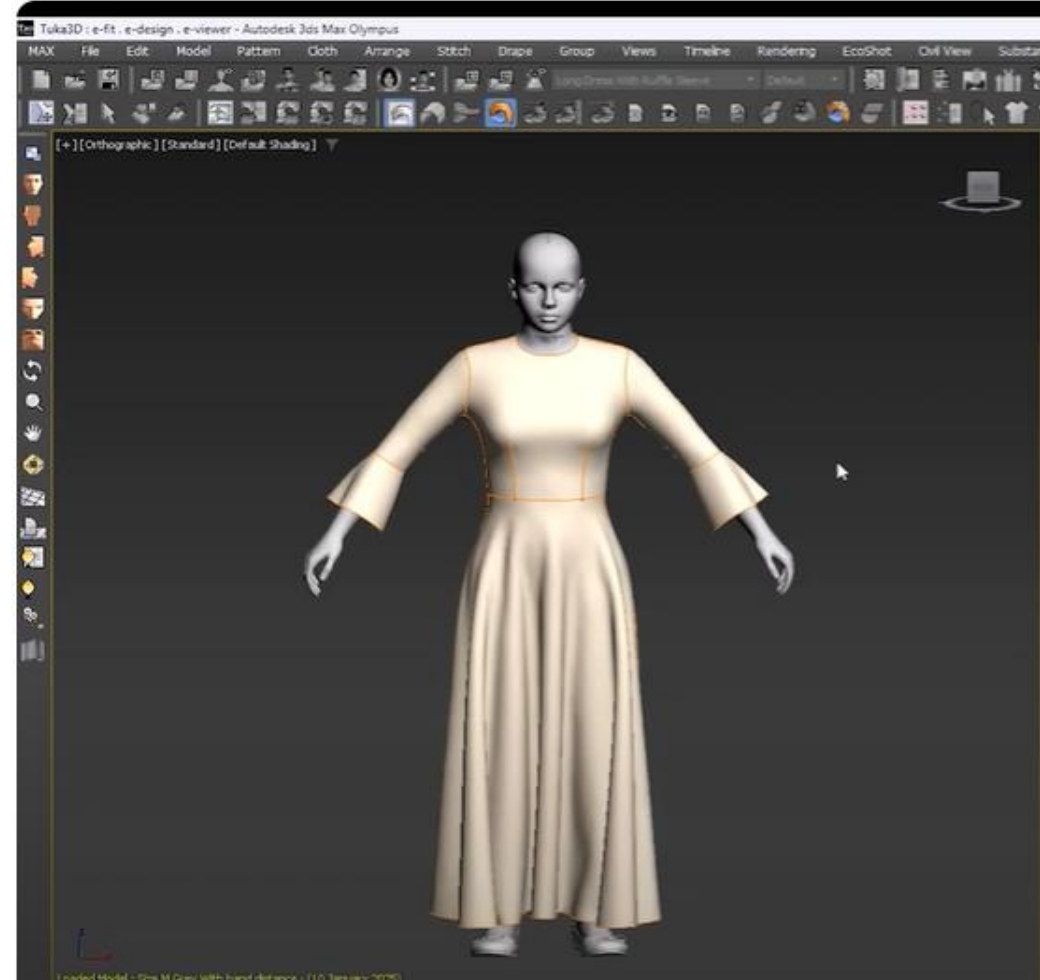
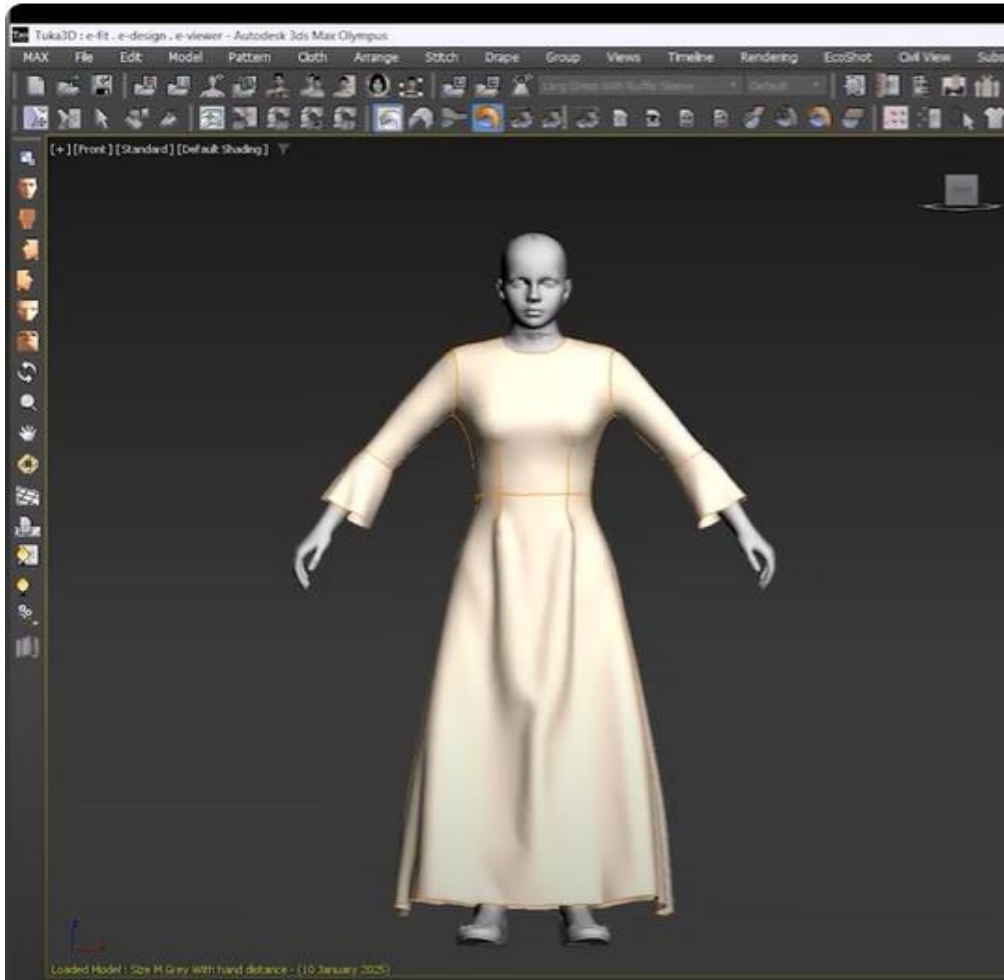
The dialog box also includes a 'Category' dropdown set to '03 Reference/E', a 'Style' field with the path 'C:\Users\Koma\Downloads\WDMEN', and buttons for 'Input', 'Sizes', 'Export', 'Generate', and 'Exit'. In the background, a 2D pattern diagram is visible on a dark canvas, showing a bodice pattern with various construction lines and labels like 'WORKING DRESS' and 'EQUIL'.




Automatic Grading / Made to Measure



Automatic Update of 3D Virtual Sample



AI Generated 3D - Digital Twins





AI Generated Virtual Photoshoots

Santa Monica Fashion NEW ▾ SHOP ALL ▾ COLLECTIONS ▾ 👤 🔍 🛒 0

Home > New Arrivals > Page 1 of 1

SORT BY: Featured ▾



Long Sleeve Mini Dress
\$98.00



Wrap Maxi Dress
\$98.00



Tiered Mini Dress
\$89.00

Virtual E-commerce Content



Automatic Model Enhancement



TUKA3D



User Defined Model Attributes



All Available Today !!

Geoff@tukaweb.com

323-446-1320

[https://www.youtube.com/
@Tukatech](https://www.youtube.com/@Tukatech)



CELEBRATING 30 YEARS OF
FASHION TECHNOLOGY EXCELLENCE

[CONTACT US](#)

CAD & 3D Fashion Design Software | Hardware for Apparel Production